



Firmware Release Notes

Survey

Date: April 6, 2015
Product: ProMark700
Subject: PM700 V1.6_5 Firmware Release

Introduction:

This document is the firmware release note of the [PM700 V1.6_500](#).
This version is minor and does not require a new registration code.

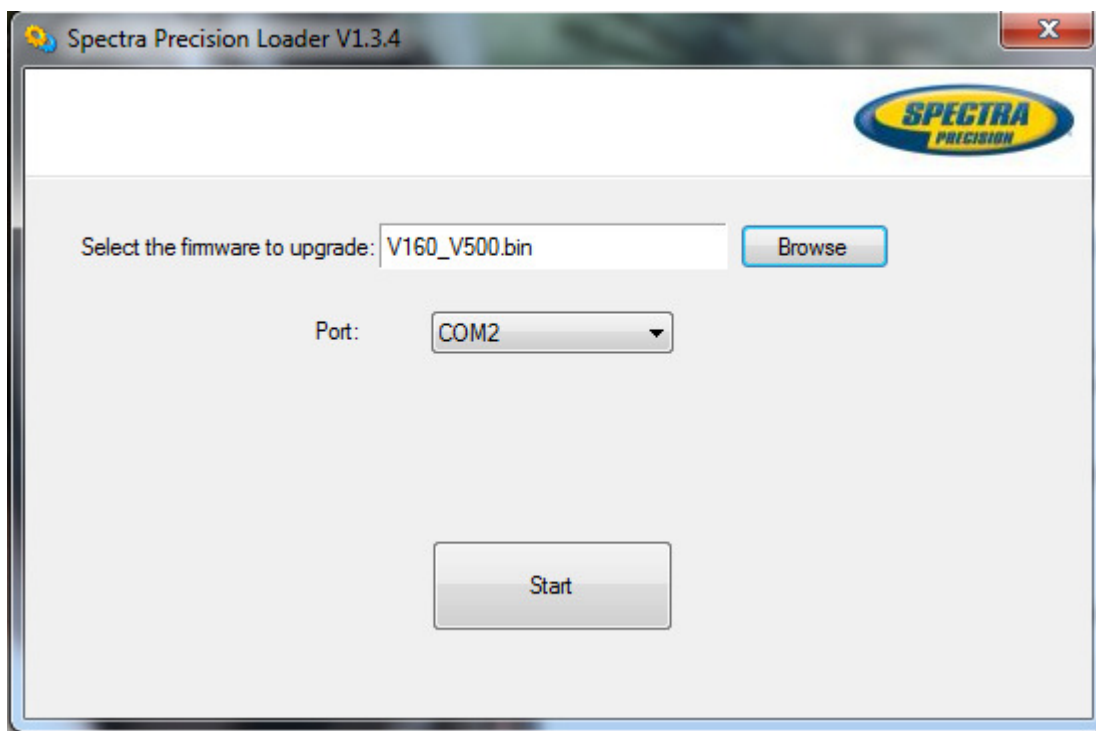
Upgrade procedure

Prerequisites

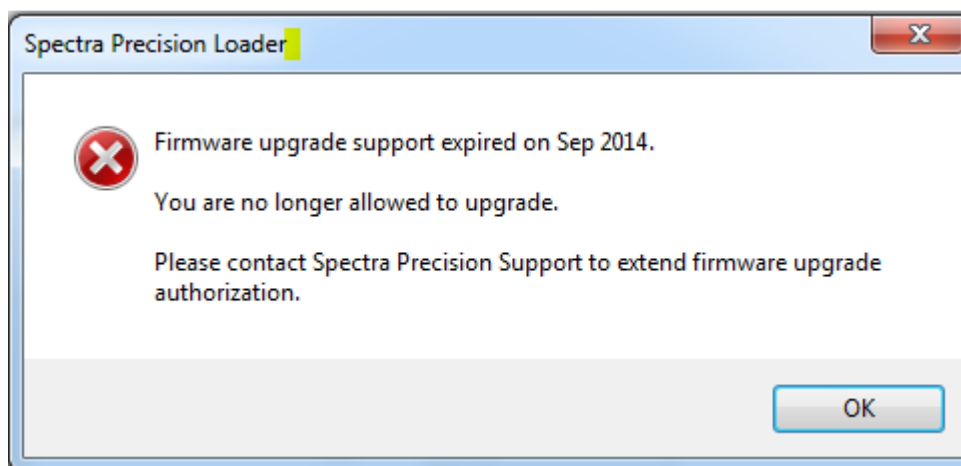
- Power the GNSS receiver from external power supply to prevent power loss during the upgrade
- Put the GNSS receiver close from the PC to secure the Bluetooth connection and prevent connection loss during the upgrade
- Make sure that the firmware upgrade support is not expired. If yes, contact your Spectra Precision support. See point 7 below

The procedure to upgrade the receiver is the following:

1. Install the PC software [Spectra Precision Loader V1.3.4.exe](#) on your computer
2. Copy the [V1.6_V500.bin](#) file on your computer
3. Connect the ProMark 700 to your computer via Bluetooth
4. Launch the Spectra Precision Loader tools

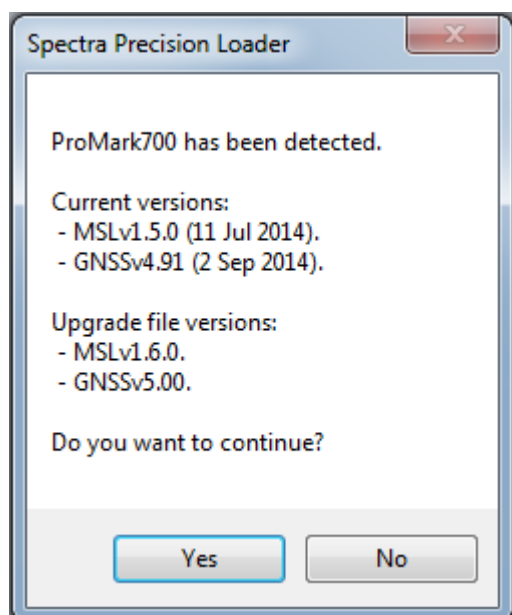


5. Use the Browse to select the new ProMark 700 firmware release (V1.6_500.bin)
6. Select the Port and click on Start button
7. If the following warning message appears, please contact your Spectra Precision support to extend your receiver warranty period.



Note: Your Spectra Precision support will provide you an option code to extend the warranty period. Follow the “Upgrade Option” procedure to load this option, and start again the PM700 FW upgrade process.

8. If your PM700 is still under warranty period, the following view appears



9. Press the Yes button and follow the instructions.

Firmware list and versions

General version number: [V1.6_500](#)

The software compatible with ProMark 700 V1.6_500:

- FAST Survey: [4.2](#)
- Survey Pro: [5.5](#)
- Survey Office (32-bits): [2.96](#)
- Survey Office (64-bits): [3.31](#)

New features

Resolved Problems

- Increase of the internal temperature threshold to power OFF the receiver.

Known issues